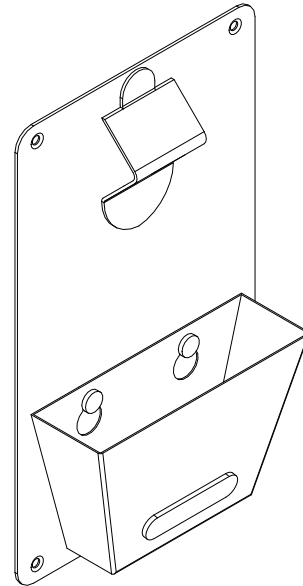
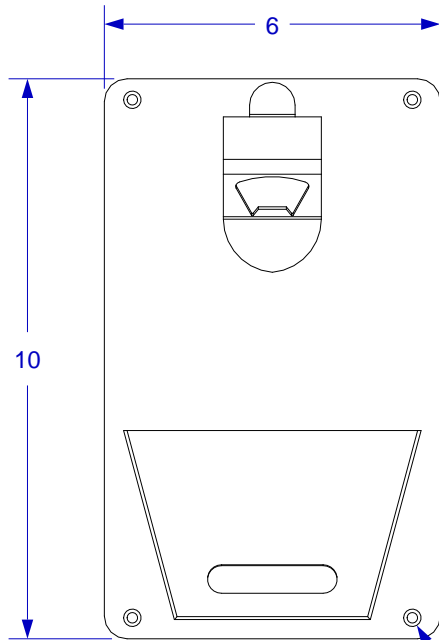




BOTTLE OPENER SPEC SHEET

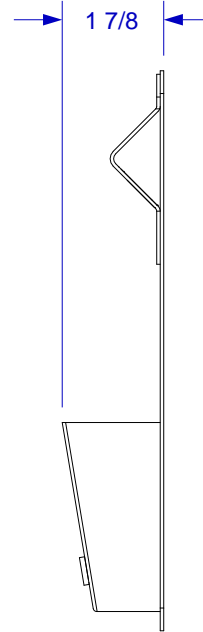


ISOMETRIC VIEW



FRONT VIEW

Ø 5/16 C'SINK
Ø 3/16 THRU
(4 PLCS)



RIGHT SIDE VIEW

- NOTES:
1. SCALE: 3 1/2" = 1'-0"
2. REVISION: 10/2009